



Local Merlin projects

Manuals for Merlin Project on iOS

© 2019 - ProjectWizards GmbH

Local Merlin projects - As of March 2019

| | |
|------------------------|---|
| On my iPad | 1 |
| Adding projects | 1 |
| Share with other users | 2 |
| AirDrop | 2 |

Using local projects with Merlin Project on iPad, iPhone and iPod touch

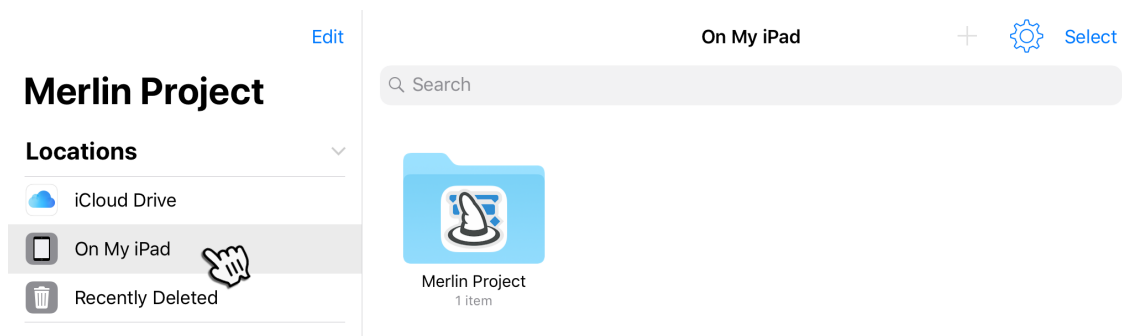
Projects can be stored locally as documents on your iOS device. These projects are not synchronized and are only saved on the iOS device. The documents are located in the "Merlin Project" folder.



Below is a list of the iPad substitutes for all iOS devices. The usage and functionality is comparable on all iOS devices.

On my iPad

Local documents can be found in the "On my iPad" location.

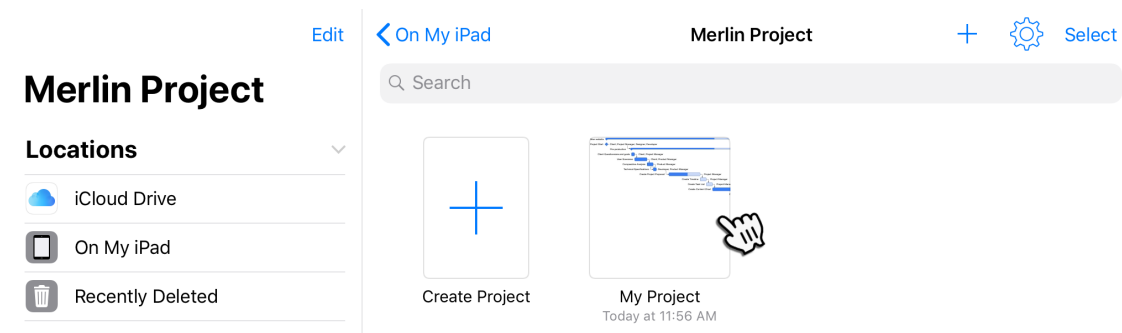


Tap on "+ Create project" to create a new project locally on your iPad.

Adding projects

Prerequisite for adding projects from other Apple devices is AirDrop.

Activate AirDrop on both devices. Select one or more Merlin Project documents and share them with your iPad via AirDrop.



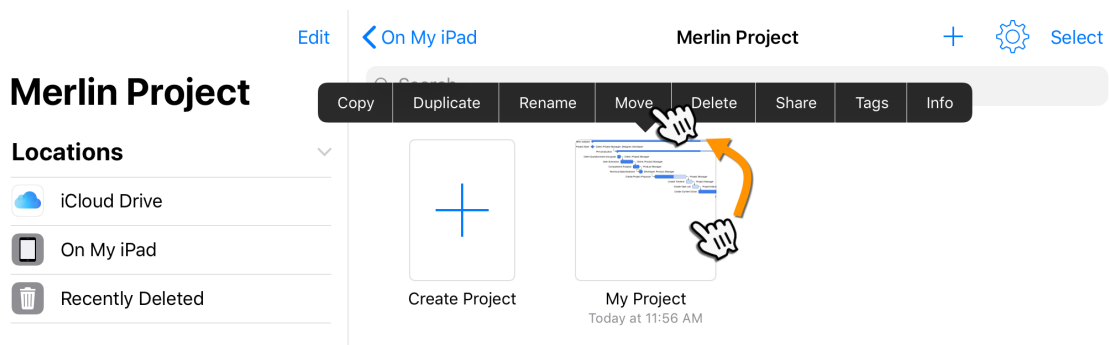
The documents shared in this way are automatically saved in the "On my iPad" location and can be opened directly in Merlin Project on your iPad.



Please note that you are working with a copy of the original document and no synchronization is taking place here.

Share with other users

To share with other users, you must move the documents to other locations.



This allows projects to be shared with other users via iCloud Drive, Dropbox or Merlin Server, for example.

AirDrop

Learn more about AirDrop directly from Apple:

- [AirDrop use in iOS](#)
- [AirDrop use in macOS](#)