



Dropbox

Manuals for Merlin Project on iOS

© 2020 - ProjectWizards GmbH

Dropbox - As of November 2020

Set up a Dropbox account	1
Set up a Dropbox account even without installed Dropbox.app	2
Using the Dropbox account	4
Why an extra account for Dropbox?	5
Alternatives to Dropbox	5
Apple iCloud	5
Supported Services	5
Document Packages	5

Using Dropbox with Merlin Project on iPad, iPhone and iPod touch

Merlin Project on iOS supports Dropbox. This quick guide explains how to set up an account and be able to work on Merlin Project documents from your personal Dropbox account.

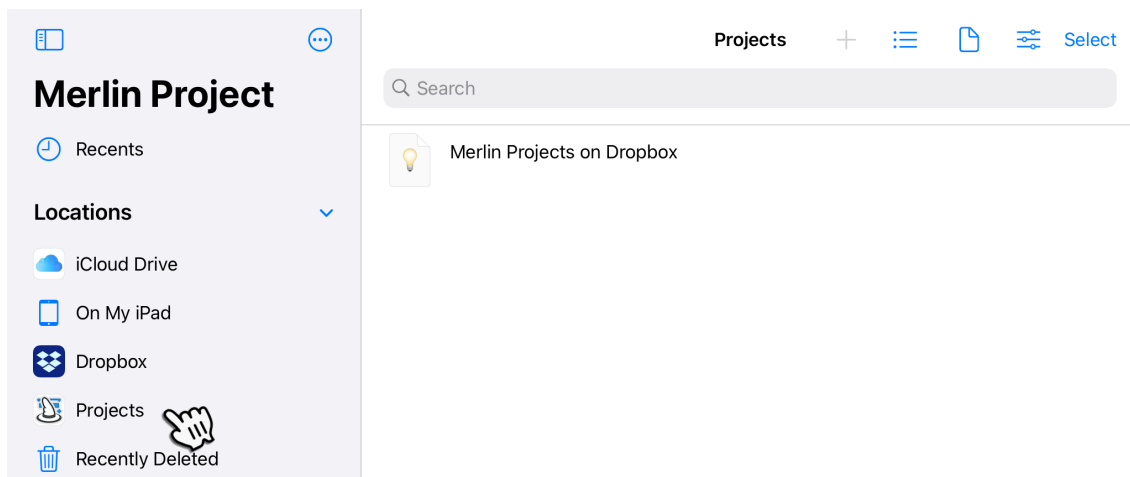
If you have installed the "Dropbox.app" on your iOS device, the Dropbox location, indicated by the blue Dropbox icon, will be listed in the storage locations. This location however does not support Merlin Project document bundles and is therefore not suitable for use with Merlin Project.

You'll need to setup in Merlin Project on iOS a Dropbox account before you can create new projects or access existing ones.

Set up a Dropbox account

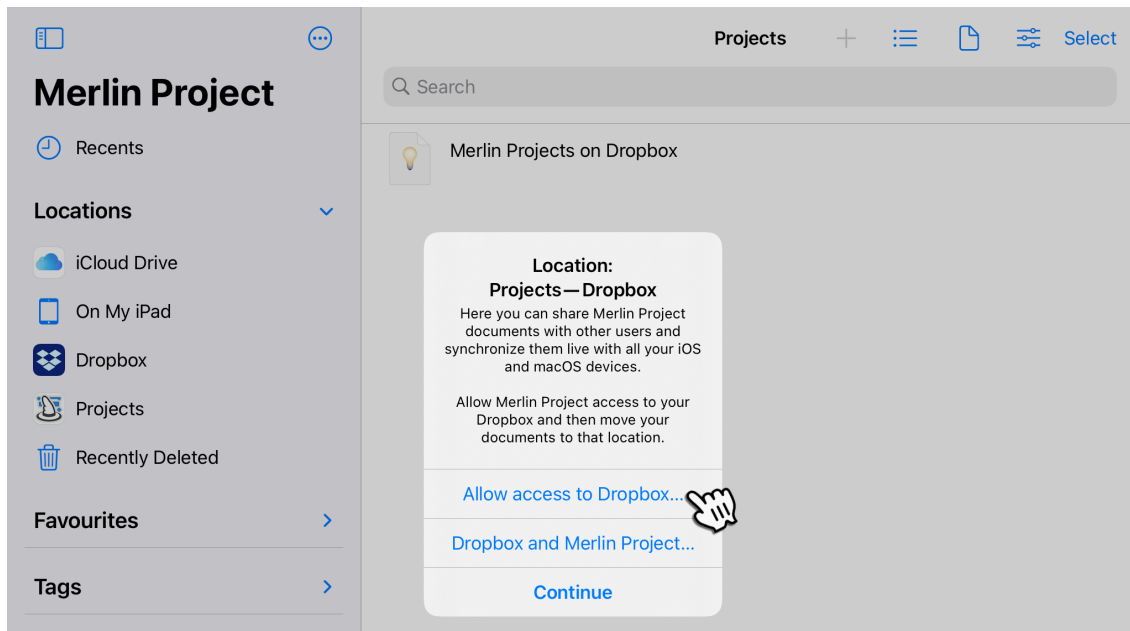
To setup the Dropbox account and be able to open, create and synchronize projects:

Tap the **Projects** storage location.



Tap afterwards **Merlin Projects on Dropbox**.

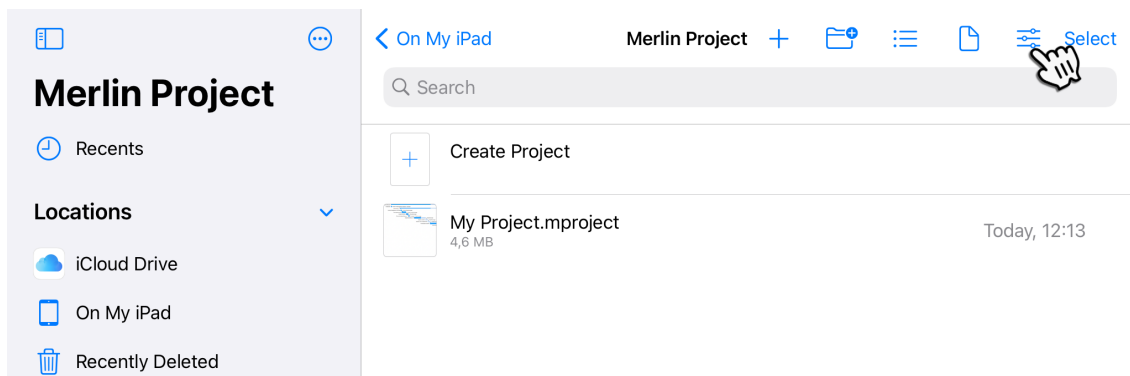
In the following window tap **Allow access to Dropbox...** and follow the instructions.



Set up a Dropbox account even without installed Dropbox.app

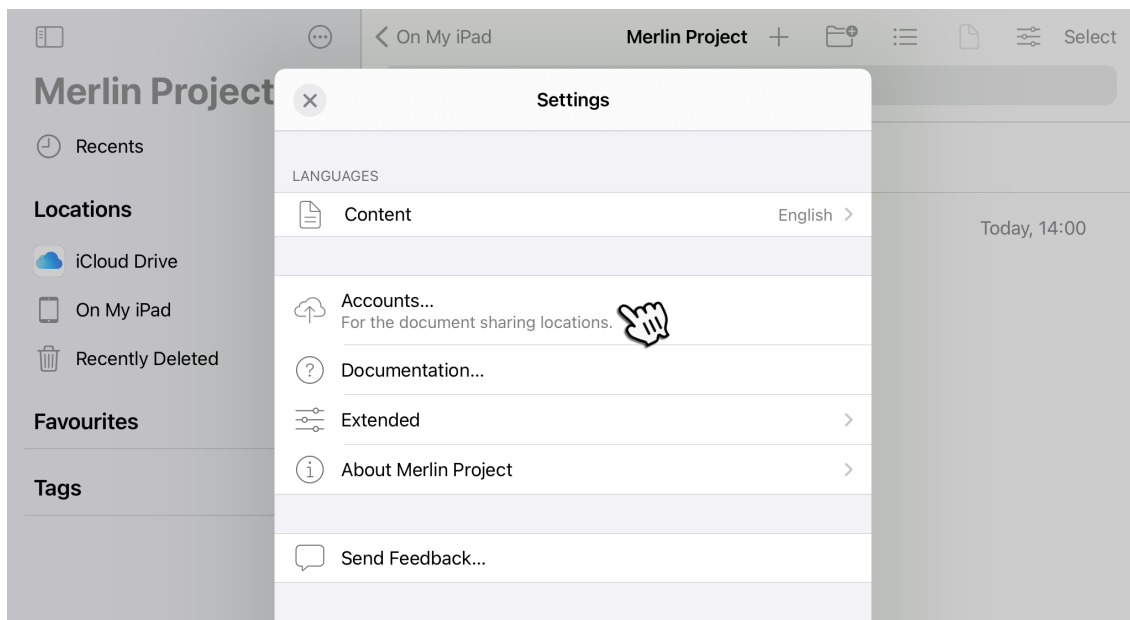
Merlin Project does not require an installed "Dropbox.app" on your iOS device. In such a case, to setup the Dropbox account and be able to open, create and synchronize projects:

Tap the settings icon.

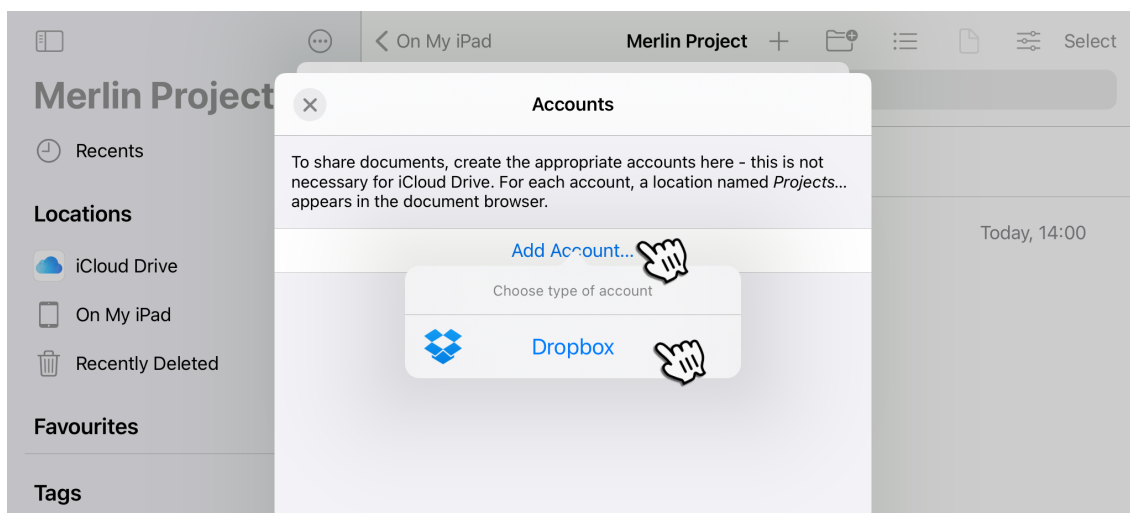


On an iPhone, you need to select a storage location, or call the Recents to be able to access the Settings icon.

In the **Settings** window, tap the **Accounts...** option.



In the following window, tap on **Create account...** and then on "Dropbox". You will be redirected to the Dropbox website.



Log in to Dropbox with your Dropbox credentials.

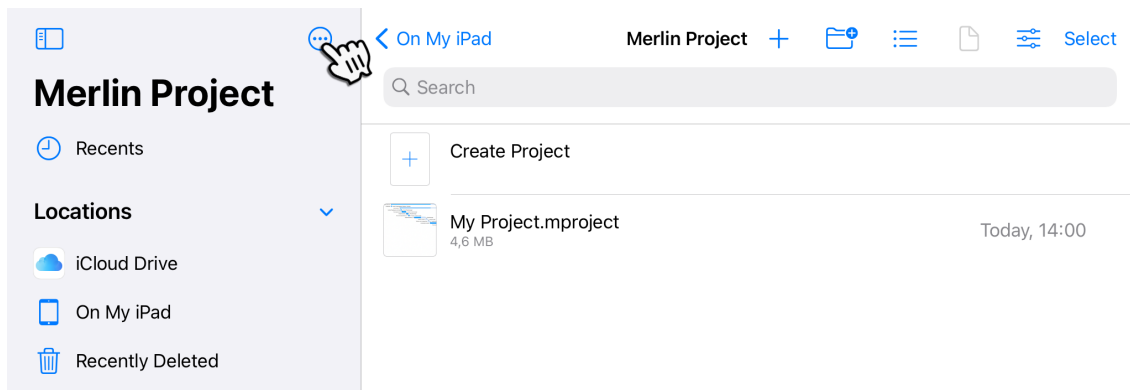
Tap on **Allow** after successful registration.

Tap **Save**, and then on **x** to close the Settings

Using the Dropbox account

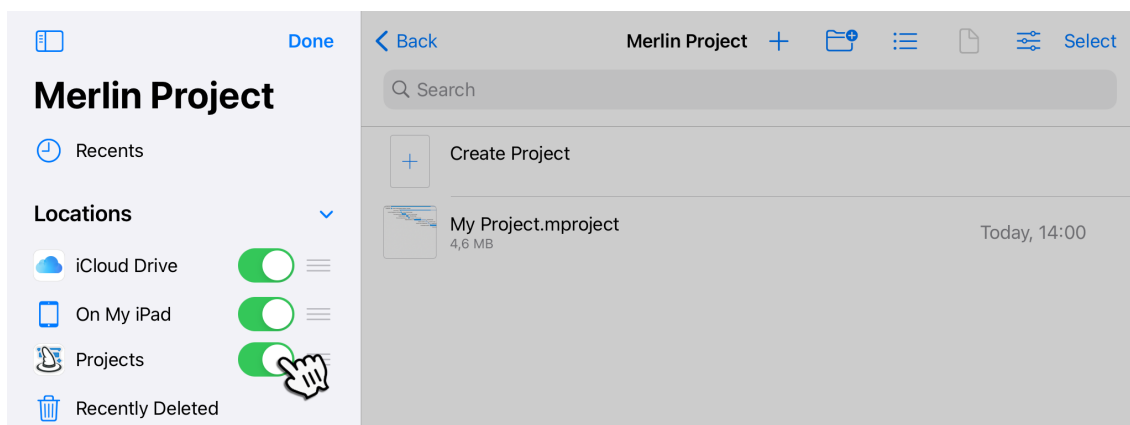
In Locations, show the Merlin Project Dropbox account first.

Tap the (...) icon and then on "Edit Sidebar"



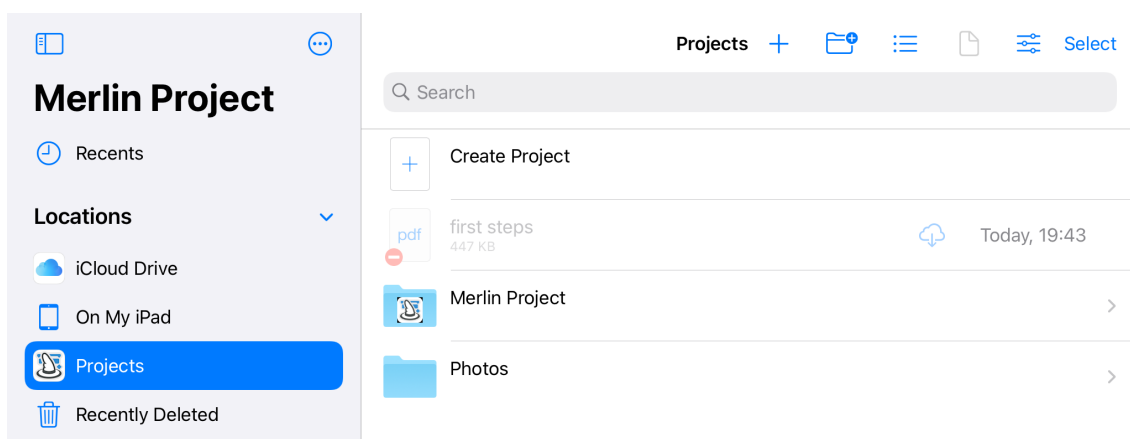
All available locations appear in the list, one of them is "Projects".

Tap the button to make this location visible.



The location is now available in Merlin Project.

Tap the "Projects" location.



All contents of your Dropbox appear in it. Documents that do not originate from Merlin Project will be grayed out. For example, the PDF file "first steps".

To create new projects in the Dropbox location, tap the "+ Create project" icon.

Why an extra account for Dropbox?

Merlin Project documents are so-called packages, i.e. folders with a substructure. Dropbox does not support this format correctly under iOS. Merlin Project documents are grayed out in the dropbox location and cannot be selected.

Alternatives to Dropbox

Apple iCloud

Apple iCloud Drive is the preferred cloud service that fully supports document packages. This service is offered free of charge and by default when using an Apple ID from Apple.

Supported Services

Merlin Project for iOS devices supports the following services:

- **Apple iCloud Drive**
- **Dropbox**

Document Packages

Why does Merlin Project uses the package format for project files?

This format has significant technical advantages, among others it is the basis for our patented MagicSync technology, which synchronizes documents in real time between devices and users.

Backups, such as Time Machine, copy only modified files within the package and not large unmodified media, for example. This leads to more efficient and faster processing.