



Introduction

Guides for Merlin Project Express

© 2018 - ProjectWizards GmbH

Introduction - as of December 2018

Help and support	1
System requirements	2
Installation and trial period	2
14-day trial	2
Subscription	3
Preferences > Subscription	4

Note for Merlin Project Express users



This guide is for Merlin Project Express, the little brother of Merlin Project, offering a basic key features set.

If you want to use Merlin Project, download a version from [our website](#).

Welcome!

Thank you for buying the latest version of the leading project-management software for the Mac.

The guides for Merlin Project Express will help you get off to a flying start, providing you with basic and further information. All the guides can be found on our website under the [Support > Documentation](#) section.

The individual guides include explanations, references, and examples. This ensures you can get to know the operating principle and what the program can do quickly and easily.

Help and support

Use the built-in help in the **Help** menu.



For further help and support, please visit the Support section on our website: www.projectwizards.net or email our support team support@projectwizards.net.

System requirements

Merlin Project Express requires an **Apple Mac with Intel processor** and **macOS 10.11.6** as a minimum.

Installation and trial period

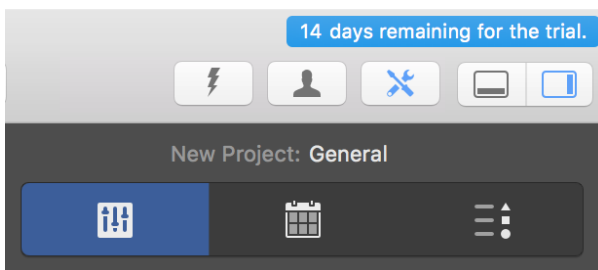
Visit [our website](#) and go to the **Products** section. This is where you will find all our products and further information. Click Merlin Project Express.

14-day trial

Try Merlin Project Express for free and without restriction.

The trial period allows you to test Merlin Project Express in full for **14 days** starting from when you first launch the program.

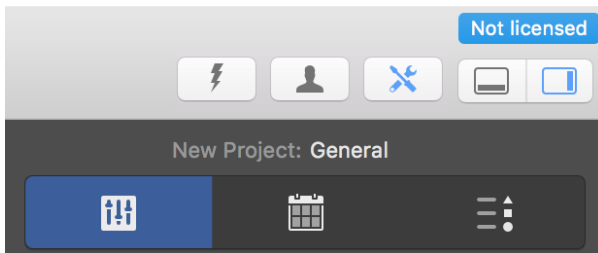
At the end of the trial period you'll still be able to open and view project files, although you won't be able to edit them. A subscription is required to edit projects again.



During your 30-day trial period a notification will be displayed on the top right of the program window. This tells you how many days remain of the trial period.

Subscription

If you start Merlin Project Express after the trial period, the message **Not licensed** will appear in the upper right corner of the main window.

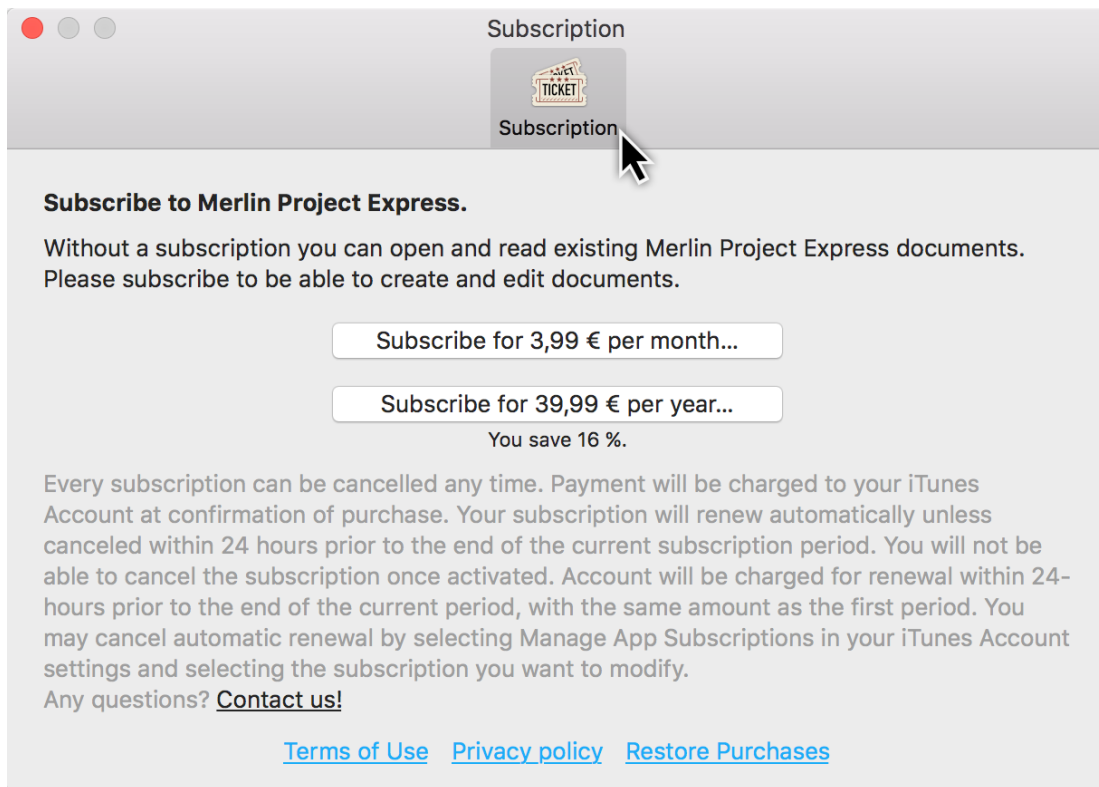


Click on **Not licensed** and then on **Subscribe Now...** The **Preferences > Subscription** dialogue will appear.

If you click **Only Use for Reading**, you can only use the application to open and read Merlin Project Express documents.

Preferences > Subscription

You will find all the subscription options under **Preferences > Subscription**.



If discounts are available, the first button will notify you.